

inLab 3D V3.84 Service Pack Release

V1.0 Feb

inLab 3D V3.84 Service Pack :

Service Pack V3.84 is available for downloading free of charge from the www.inLab.com website. This service pack is recommended to all users of inLab 3D V3.80, inLab 3D V3.81 and inLab 3D V3.83.

Contents:

In some cases, when the insertion direction is slightly tilted ($< 5^\circ$), the Biogeneric proposals were incorrect or the software did not show a proposal. This behavior is fixed with the V3.84 service pack.

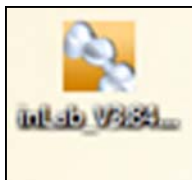
Installation requirements:

inLab 3D V3.8x must already be installed. Service Packs V3.81 and V3.83 are included in Service Pack V3.84 and do not need to be installed.

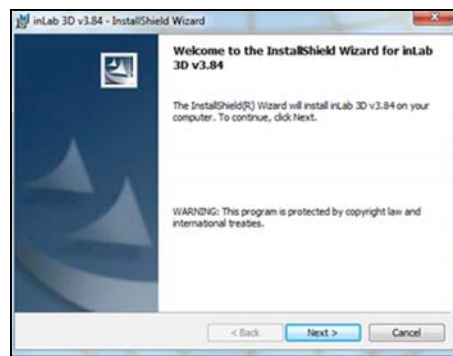
Installation instructions:

1. Download V3.84 service pack and copy on to the desktop of the PC.
2. Make sure inLab V3.8x program is closed.
3. Double click on the **inLab V3.84.exe** file to start the installation.
4. Click **Next**
5. **Accept the license** agreement and click **Next**
6. Click **Install**
7. The service pack will now install.
8. Click **Finish**

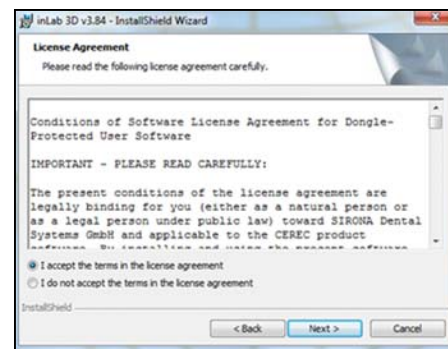
Your software is now ready to use.



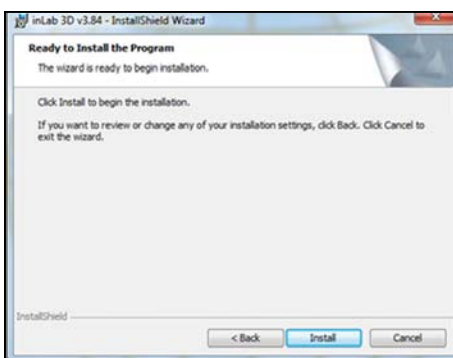
3.



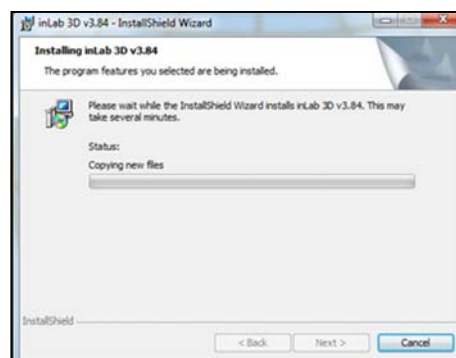
4.



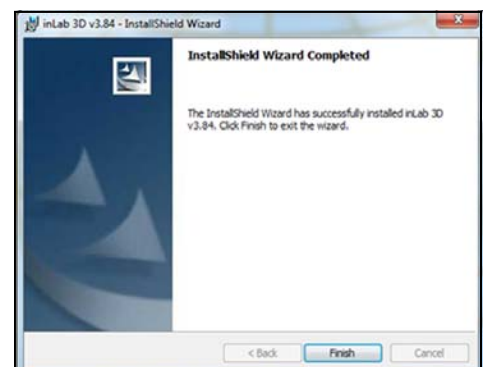
5.



6.



7.



8.